

# Town of Bolton - Survey

Thursday, July 30, 2020

# 609

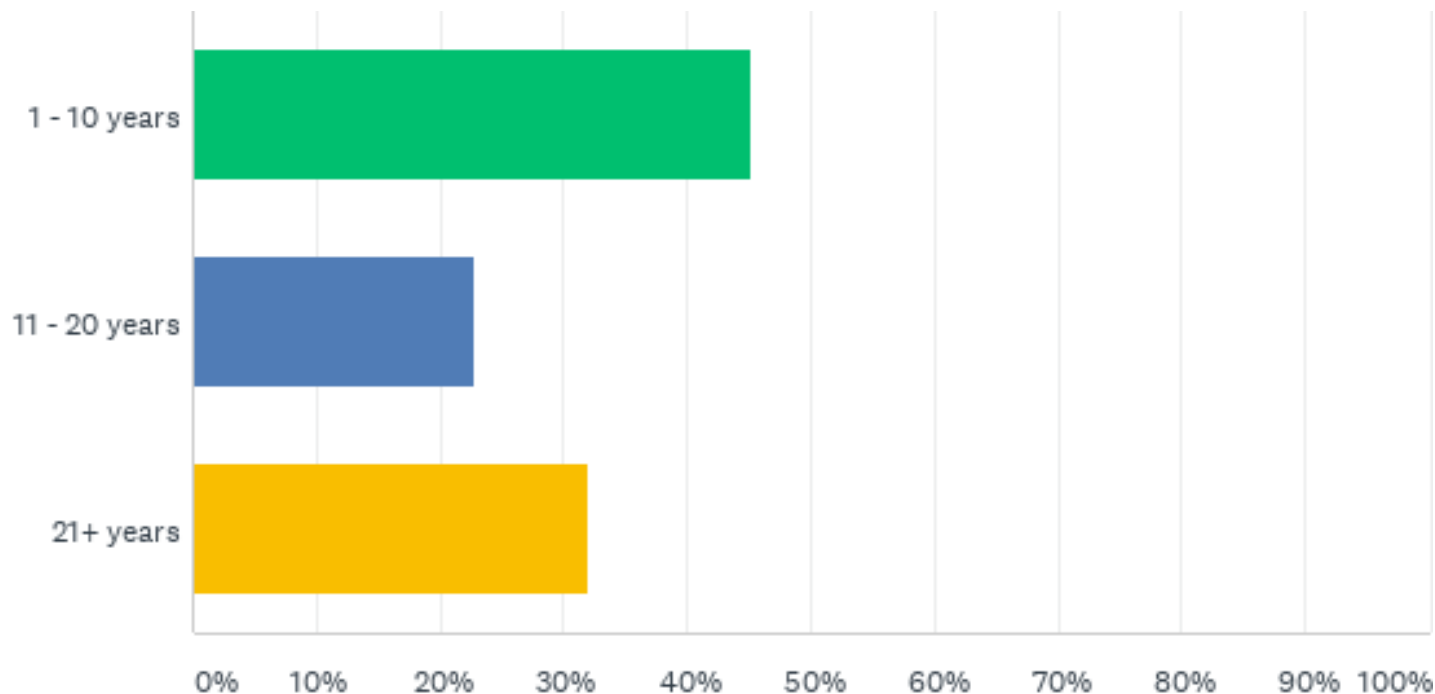
**Total Responses**

Date Created: Monday, May 11, 2020

Complete Responses: 533

# Q1: How long have you lived in Bolton?

Answered: 609 Skipped: 0



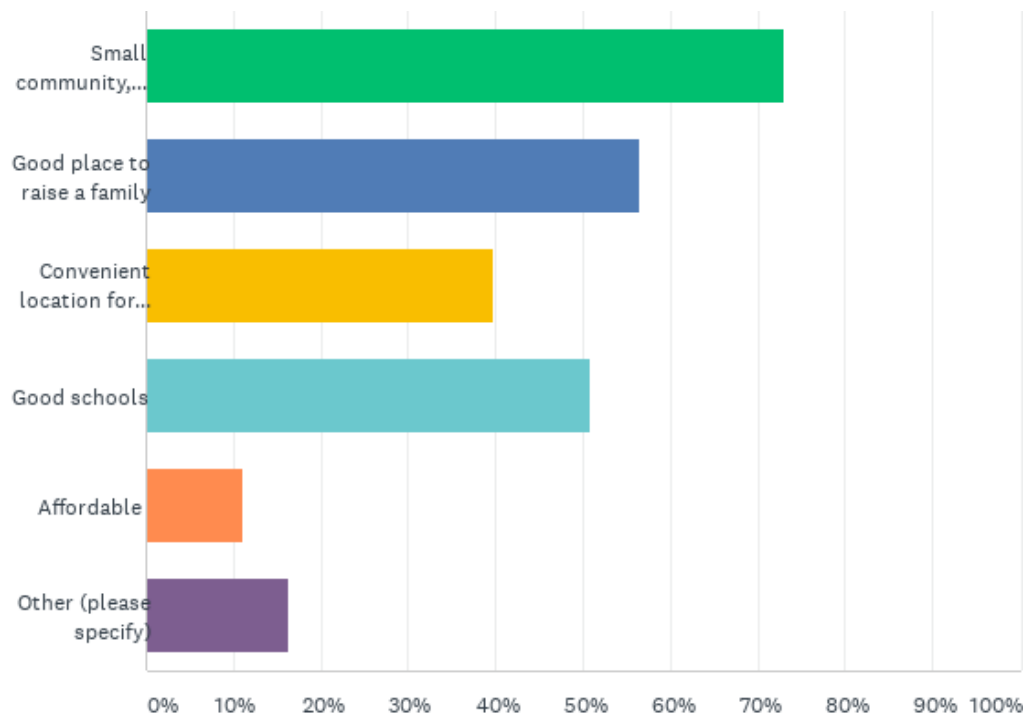
# Q1: How long have you lived in Bolton?

Answered: 609    Skipped: 0

ANSWER CHOICES	RESPONSES	
1 - 10 years	45.16%	275
11 - 20 years	22.82%	139
21+ years	32.02%	195
TOTAL		609

## Q2: Why do you live in Bolton?

Answered: 609 Skipped: 0



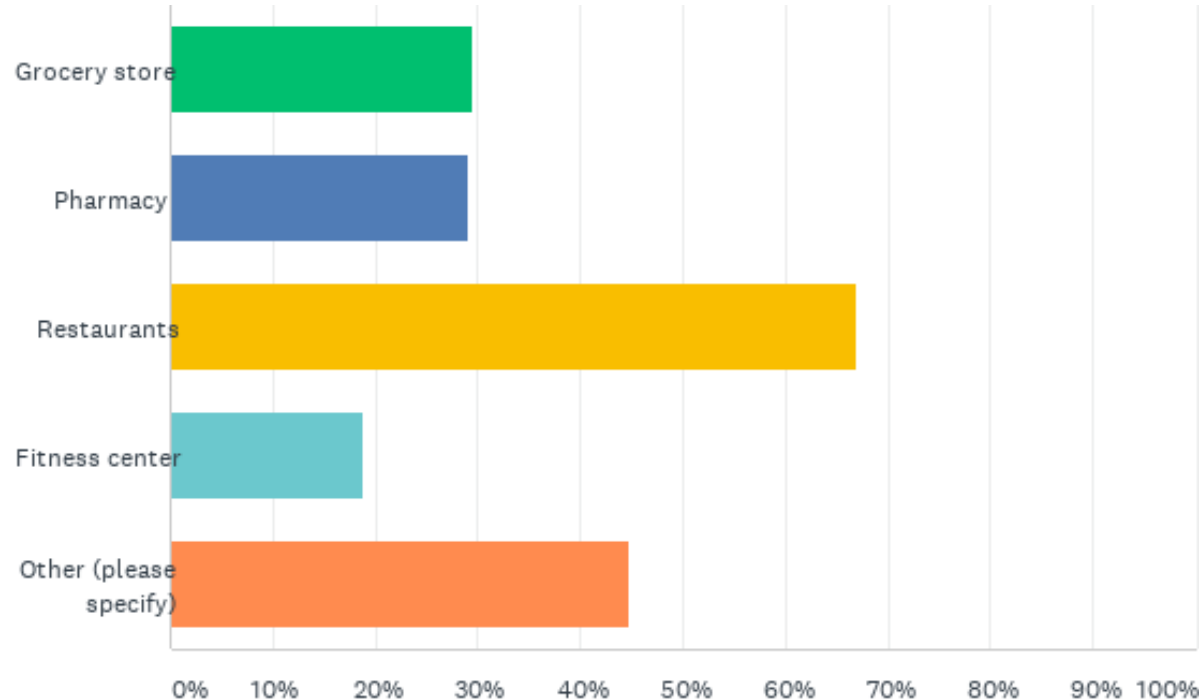
# Q2: Why do you live in Bolton?

Answered: 609    Skipped: 0

ANSWER CHOICES	RESPONSES	
Small community, rural charm	73.07%	445
Good place to raise a family	56.49%	344
Convenient location for commuting / other interests	39.74%	242
Good schools	50.90%	310
Affordable	11.00%	67
Other (please specify)	16.42%	100
Total Respondents: 609		

## Q6: What commercial amenities and services would you like to see in town?

Answered: 522 Skipped: 87



# Q6: What commercial amenities and services would you like to see in town?

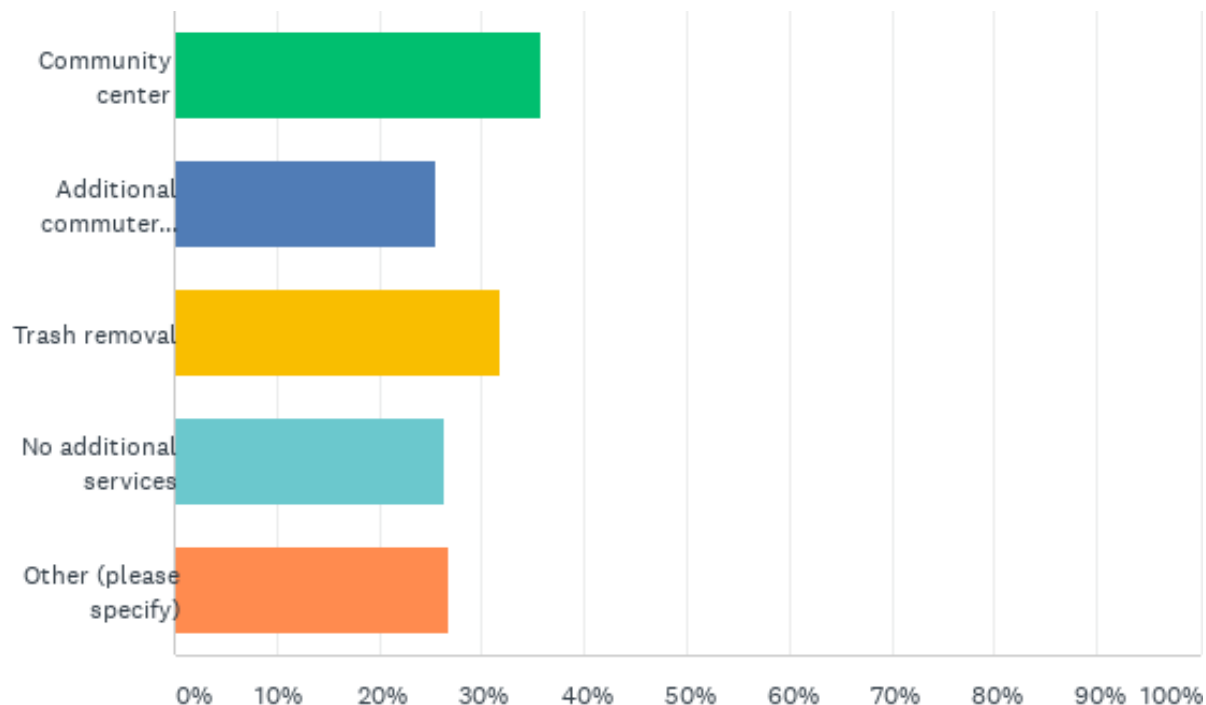
Answered: 522   Skipped: 87

ANSWER CHOICES	RESPONSES	
Grocery store	29.50%	154
Pharmacy	29.12%	152
Restaurants	66.86%	349
Fitness center	18.77%	98
Other (please specify)	44.83%	234
Total Respondents: 522		



## Q7: What Town amenities and services would you like to see in town:

Answered: 530 Skipped: 79



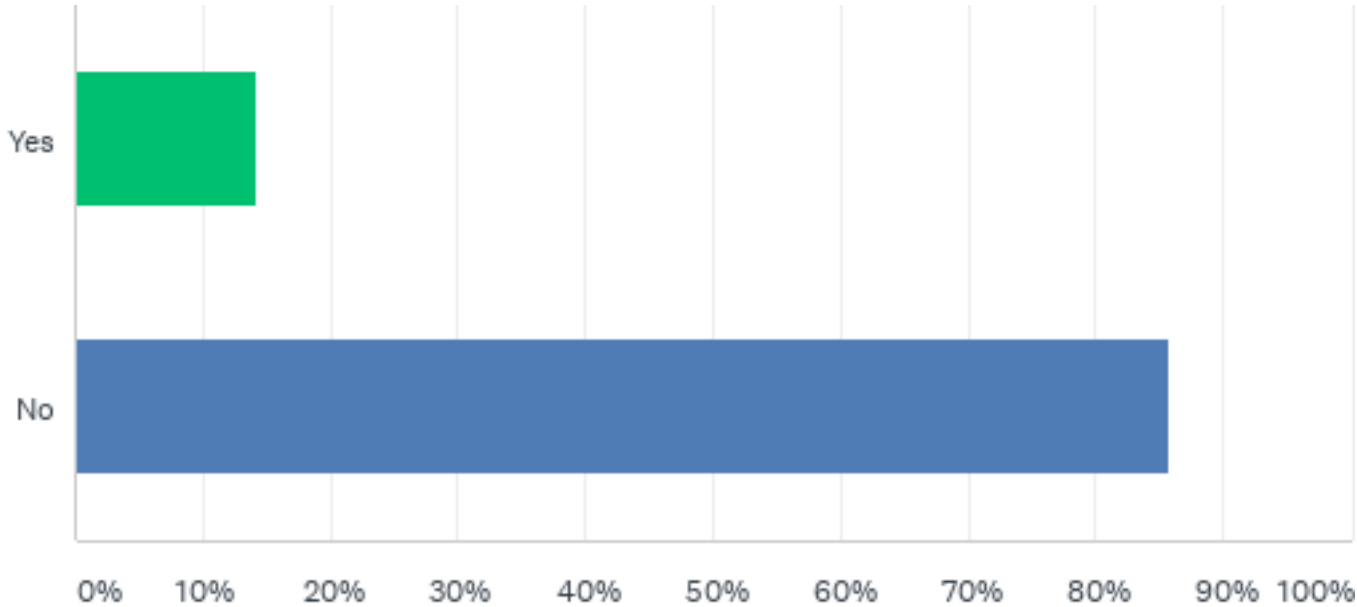
# Q7: What Town amenities and services would you like to see in town:

Answered: 530    Skipped: 79

ANSWER CHOICES	RESPONSES	
Community center	35.85%	190
Additional commuter Options	25.47%	135
Trash removal	31.89%	169
No additional services	26.42%	140
Other (please specify)	26.79%	142
Total Respondents: 530		

# Q8: Do you have difficulty living in Bolton?

Answered: 544 Skipped: 65



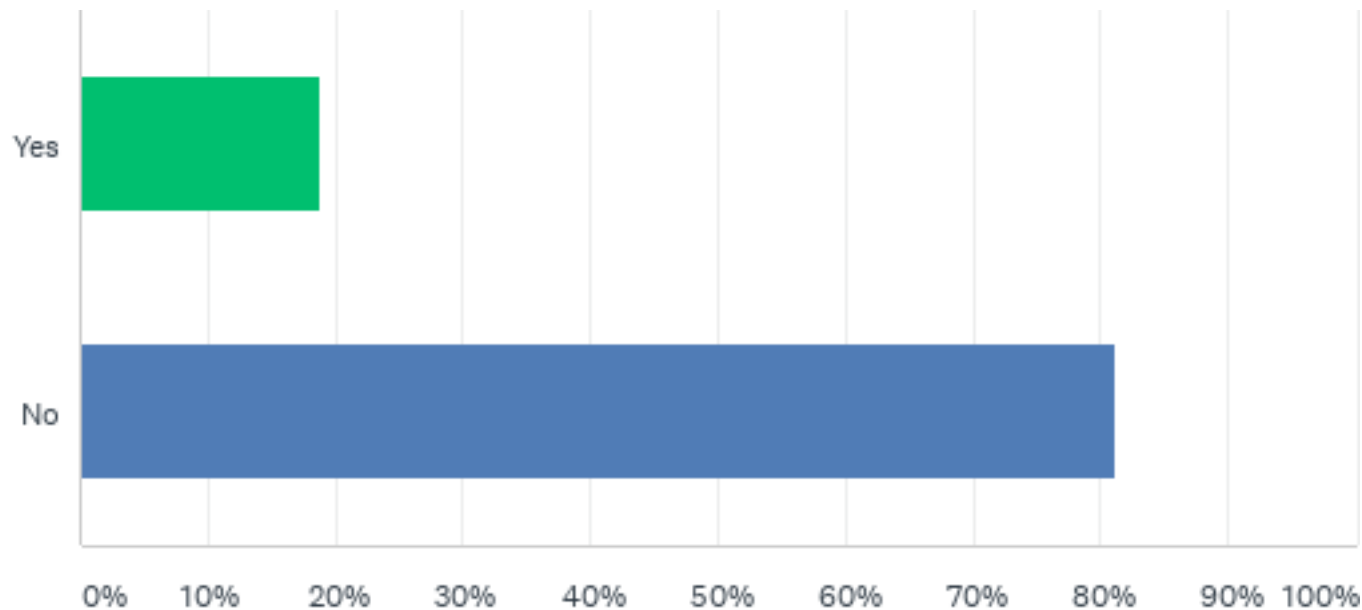
# Q8: Do you have difficulty living in Bolton?

Answered: 544    Skipped: 65

ANSWER CHOICES	RESPONSES	
Yes	14.15%	77
No	85.85%	467
TOTAL		544

## Q9: If yes, would you pursue an affordable housing option in Bolton if one was available to you?

Answered: 365 Skipped: 244



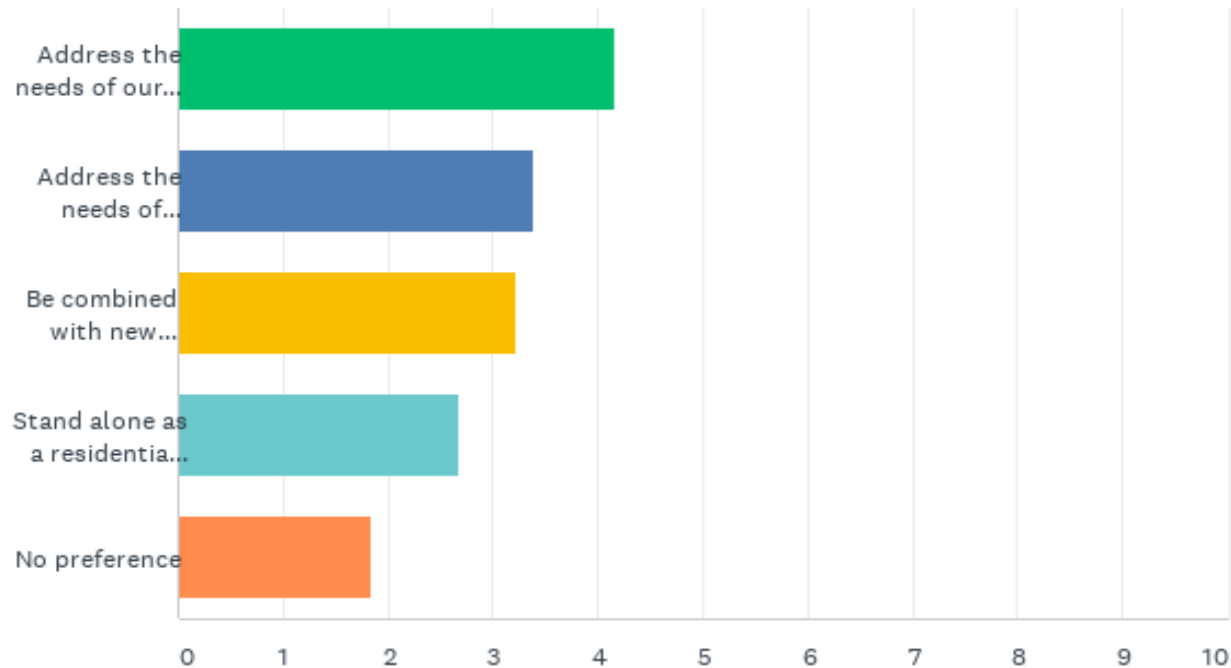
# Q9: If yes, would you pursue an affordable housing option in Bolton if one was available to you?

Answered: 365    Skipped: 244

ANSWER CHOICES	RESPONSES	
Yes	18.90%	69
No	81.10%	296
TOTAL		365

# Q10: If the Town could encourage the development of affordable housing of a specific type, would you prefer this housing to (rank 1-5, 1 being the MOST preferred and 5 being the LEAST preferred):

Answered: 530 Skipped: 79



## Q10: If the Town could encourage the development of affordable housing of a specific type, would you prefer this housing to (rank 1-5, 1 being the **MOST** preferred and 5 being the **LEAST** preferred):

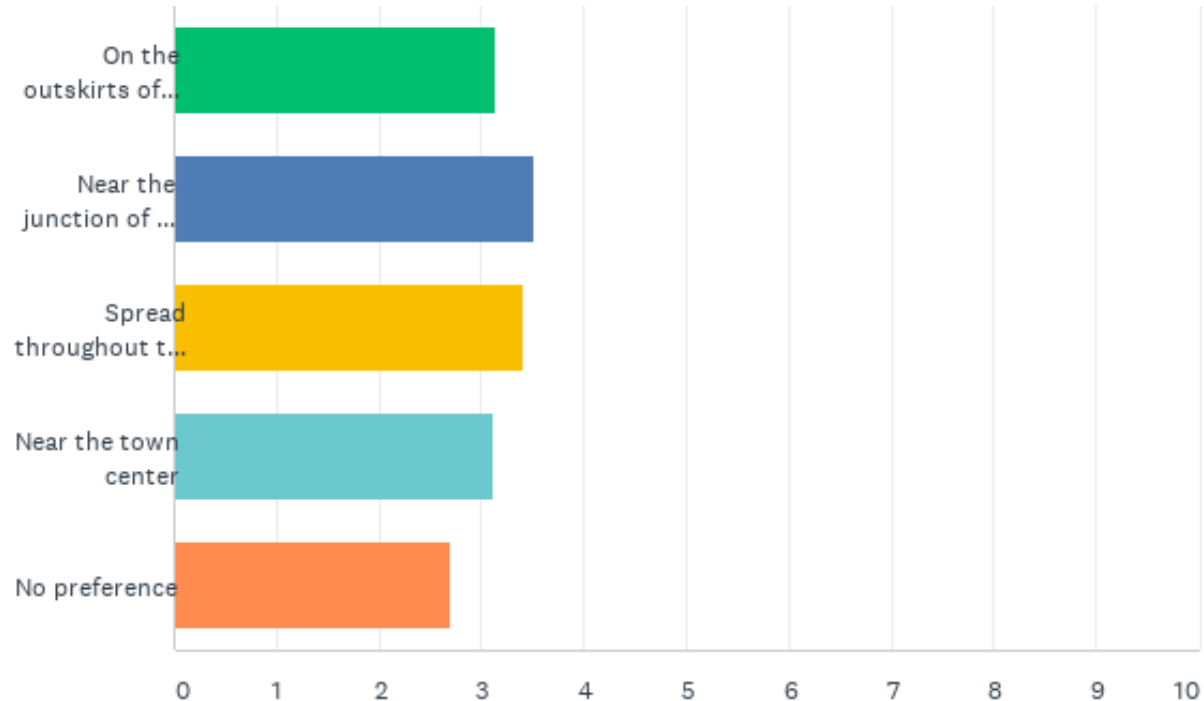
Answered: 530 Skipped: 79

	1	2	3	4	5	TOTAL	SCORE
Address the needs of our senior population	50.92% 250	26.88% 132	13.03% 64	5.91% 29	3.26% 16	491	4.16
Address the needs of families with children	17.47% 83	34.11% 162	24.84% 118	16.42% 78	7.16% 34	475	3.38
Be combined with new business in a mixed-use development	22.06% 103	22.06% 103	24.41% 114	19.70% 92	11.78% 55	467	3.23
Stand alone as a residential development only	8.43% 38	14.86% 67	26.61% 120	36.14% 163	13.97% 63	451	2.68
No preference	10.51% 39	4.31% 16	7.01% 26	15.90% 59	62.26% 231	371	1.85



# Q11: If the Town could encourage the development of affordable housing in a specific area of Bolton, would you prefer that housing to be (rank 1-5, 1 being the MOST preferred and 5 being the LEAST preferred):

Answered: 526 Skipped: 83



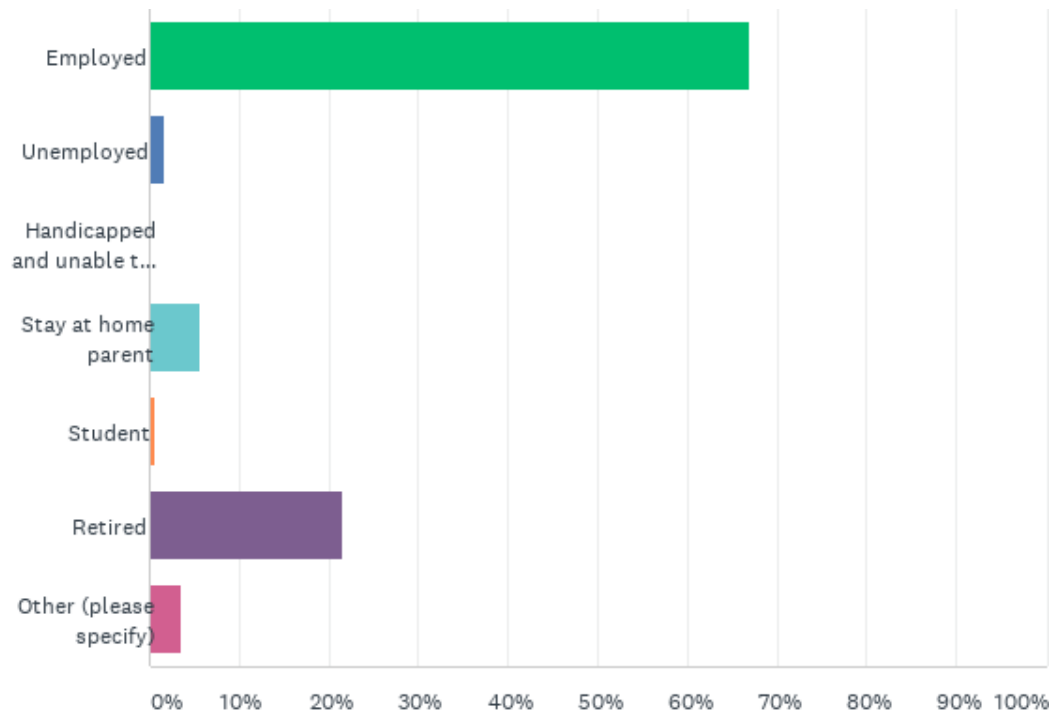
**Q11: If the Town could encourage the development of affordable housing in a specific area of Bolton, would you prefer that housing to be (rank 1-5, 1 being the MOST preferred and 5 being the LEAST preferred):**

Answered: 526 Skipped: 83

	1	2	3	4	5	TOTAL	SCORE
On the outskirts of town	23.26% 90	20.16% 78	20.16% 78	20.67% 80	15.76% 61	387	3.14
Near the junction of 495 and 117	32.84% 132	24.63% 99	15.17% 61	15.92% 64	11.44% 46	402	3.51
Spread throughout the town and neighborhoods	29.83% 122	18.58% 76	24.45% 100	16.38% 67	10.76% 44	409	3.40
Near the town center	14.03% 55	28.83% 113	22.70% 89	22.96% 90	11.48% 45	392	3.11
No preference	28.38% 107	7.96% 30	9.55% 36	13.00% 49	41.11% 155	377	2.69

## Q12: What is your employment status?

Answered: 540 Skipped: 69



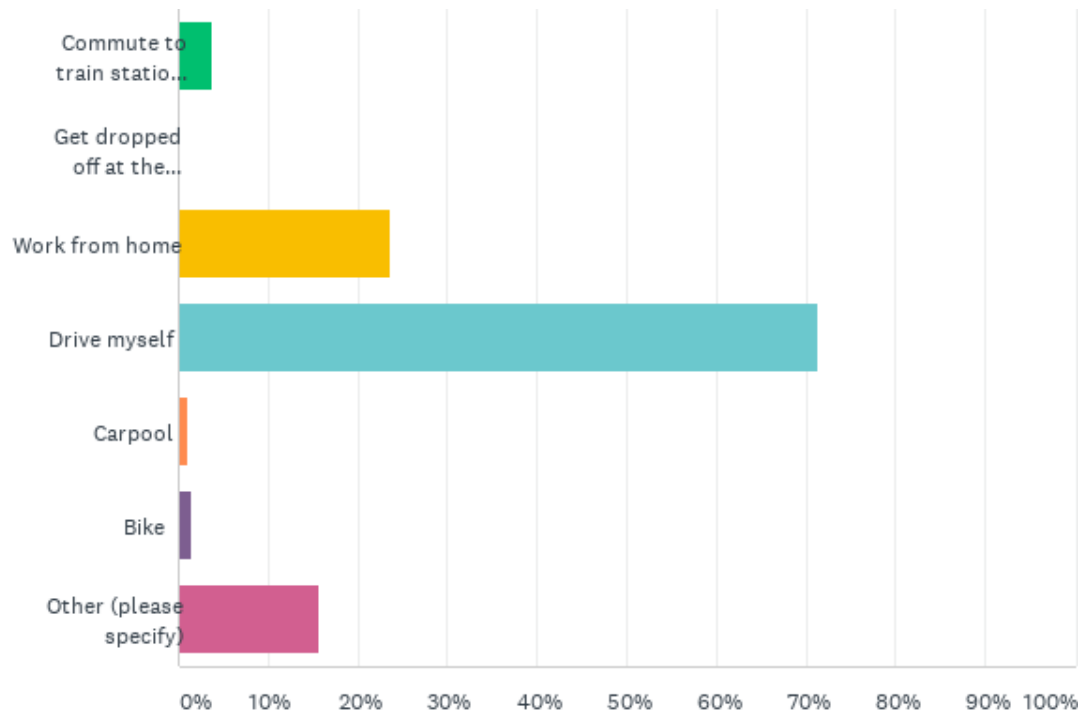
# Q12: What is your employment status?

Answered: 540    Skipped: 69

ANSWER CHOICES	RESPONSES	
Employed	66.85%	361
Unemployed	1.67%	9
Handicapped and unable to work	0.19%	1
Stay at home parent	5.74%	31
Student	0.56%	3
Retired	21.48%	116
Other (please specify)	3.52%	19
TOTAL		540

## Q14: How do you normally commute to work each day?

Answered: 484 Skipped: 125



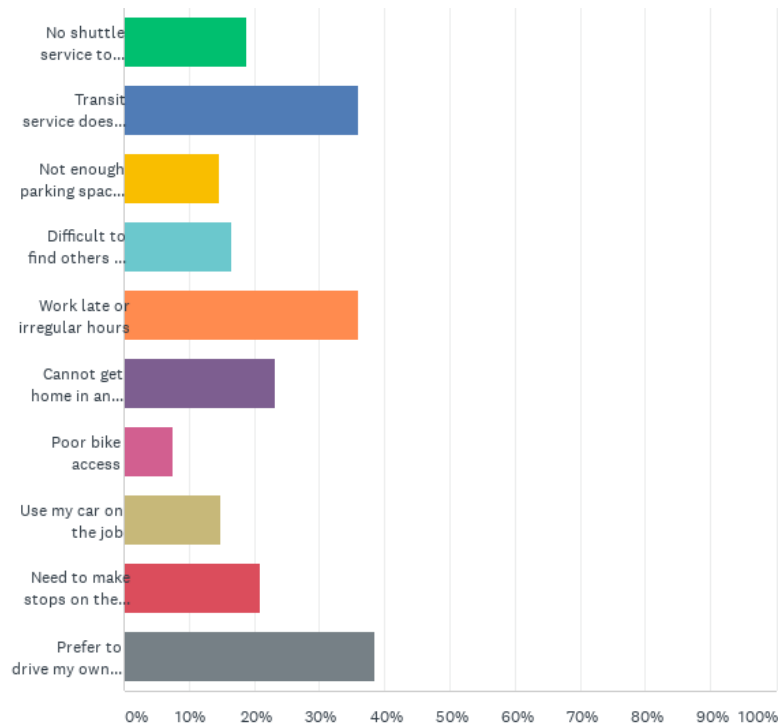
# Q14: How do you normally commute to work each day?

Answered: 484    Skipped: 125

ANSWER CHOICES	RESPONSES	
Commute to train station (e.g. South Acton, Littleton)	3.72%	18
Get dropped off at the train station	0.00%	0
Work from home	23.55%	114
Drive myself	71.28%	345
Carpool	1.03%	5
Bike	1.45%	7
Other (please specify)	15.70%	76
Total Respondents: 484		

## Q15: If you usually drive alone to work, what prevents you from using other ways (such as carpooling, public transportation, biking) to get to work? Select up to three answers.

Answered: 436 Skipped: 173



## Q15: If you usually drive alone to work, what prevents you from using other ways (such as carpooling, public transportation, biking) to get to work? Select up to three answers.

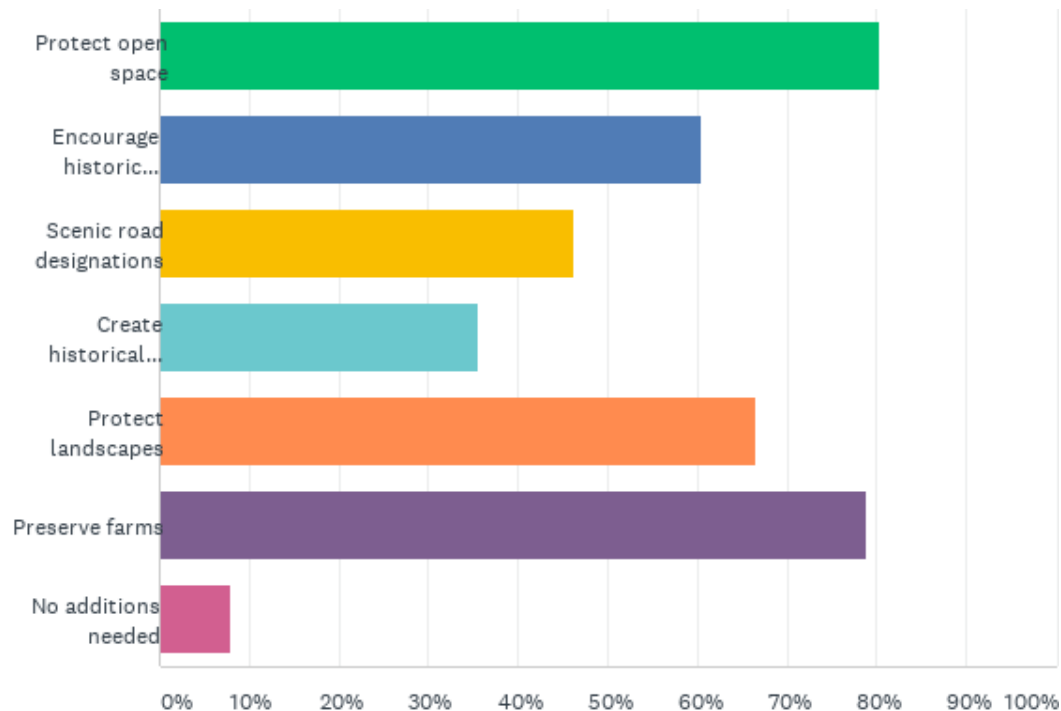
Answered: 436 Skipped: 173

ANSWER CHOICES	RESPONSES	
No shuttle service to train stations	18.81%	82
Transit service doesn't match my route / schedule	36.01%	157
Not enough parking spaces at the train stations	14.68%	64
Difficult to find others to carpool / vanpool	16.51%	72
Work late or irregular hours	36.01%	157
Cannot get home in an emergency	23.17%	101
Poor bike access	7.57%	33
Use my car on the job	14.91%	65
Need to make stops on the way to work or home (including childcare / other)	20.87%	91
Prefer to drive my own car	38.53%	168
Total Respondents: 436		



## Q16: To preserve the Town's rural character, for which of the following would you be in favor? Select all that apply.

Answered: 531 Skipped: 78



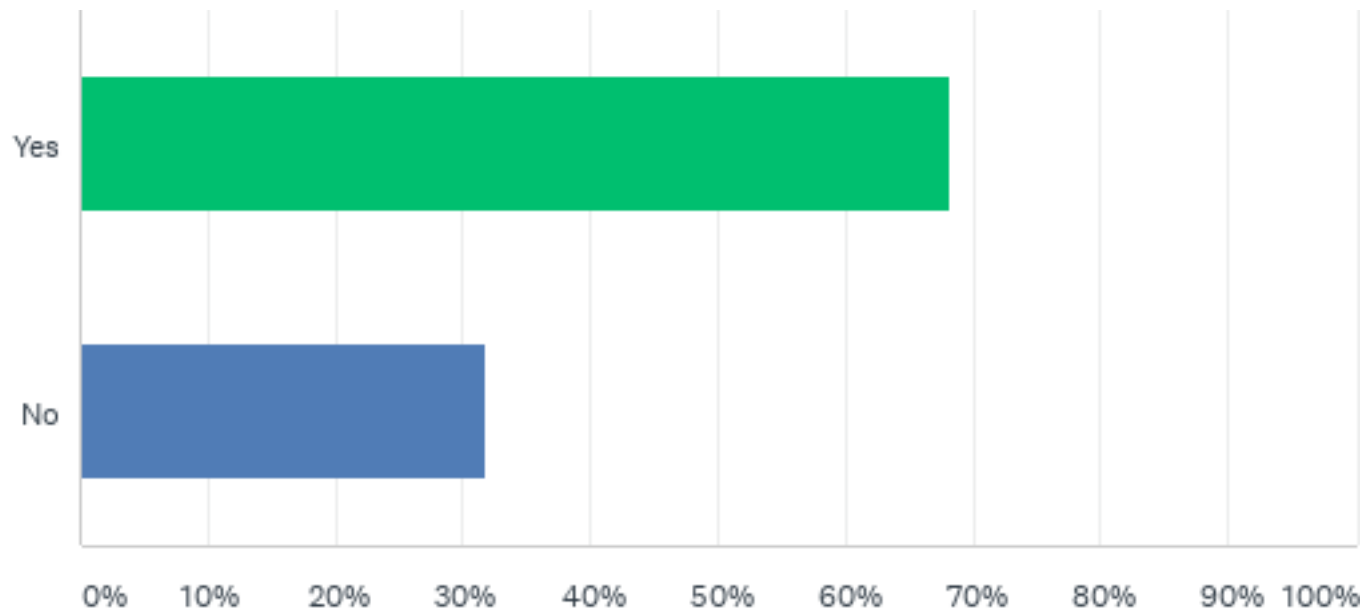
# Q16: To preserve the Town's rural character, for which of the following would you be in favor? Select all that apply.

Answered: 531    Skipped: 78

ANSWER CHOICES	RESPONSES	
Protect open space	80.41%	427
Encourage historic preservation	60.45%	321
Scenic road designations	46.33%	246
Create historical districts	35.59%	189
Protect landscapes	66.48%	353
Preserve farms	78.91%	419
No additions needed	7.91%	42
Total Respondents: 531		

# Q17: Do you feel that you are sufficiently aware of the goings-on in town?

Answered: 533 Skipped: 76



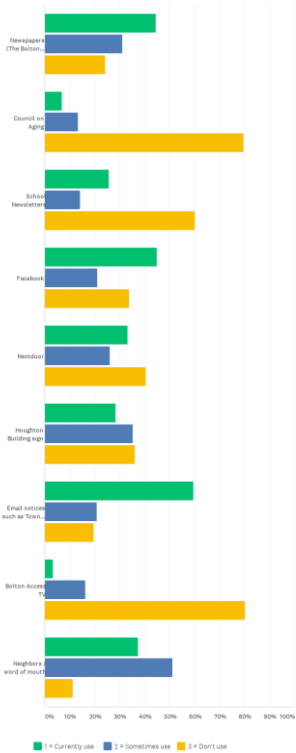
# Q17: Do you feel that you are sufficiently aware of the goings-on in town?

Answered: 533    Skipped: 76

ANSWER CHOICES	RESPONSES	
Yes	68.29%	364
No	31.71%	169
TOTAL		533

# Q18: Which notification for Town events do you find most useful

Answered: 532    Skipped: 77



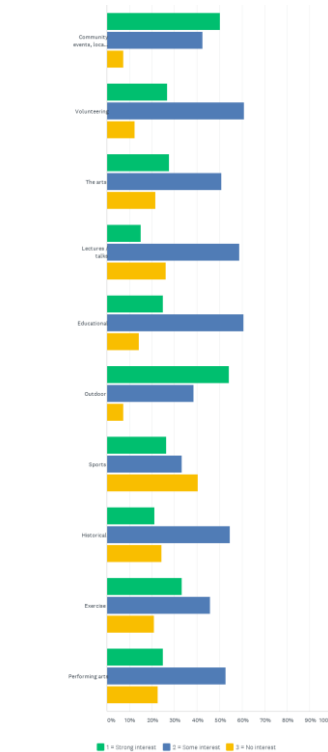
## Q18: Which notification for Town events do you find most useful

Answered: 532 Skipped: 77

	1 = CURRENTLY USE	2 = SOMETIMES USE	3 = DON'T USE	TOTAL	WEIGHTED AVERAGE
Newspapers (The Bolton Independent, The Item)	44.51% 227	31.18% 159	24.31% 124	510	1.80
Council on Aging	6.98% 33	13.32% 63	79.70% 377	473	2.73
School Newsletters	25.64% 121	14.19% 67	60.17% 284	472	2.35
Facebook	44.96% 214	21.22% 101	33.82% 161	476	1.89
Nextdoor	33.26% 159	26.15% 125	40.59% 194	478	2.07
Houghton Building sign	28.45% 134	35.46% 167	36.09% 170	471	2.08
Email notices such as Town Hall news and announcements	59.52% 297	20.84% 104	19.64% 98	499	1.60
Bolton Access TV	3.42% 16	16.24% 76	80.34% 376	468	2.77
Neighbors / word of mouth	37.42% 186	51.31% 255	11.27% 56	497	1.74

# Q19: What local cultural activities would you likely participate in ?

Answered: 517 Skipped: 92



# Q19: What local cultural activities would you likely participate in ?

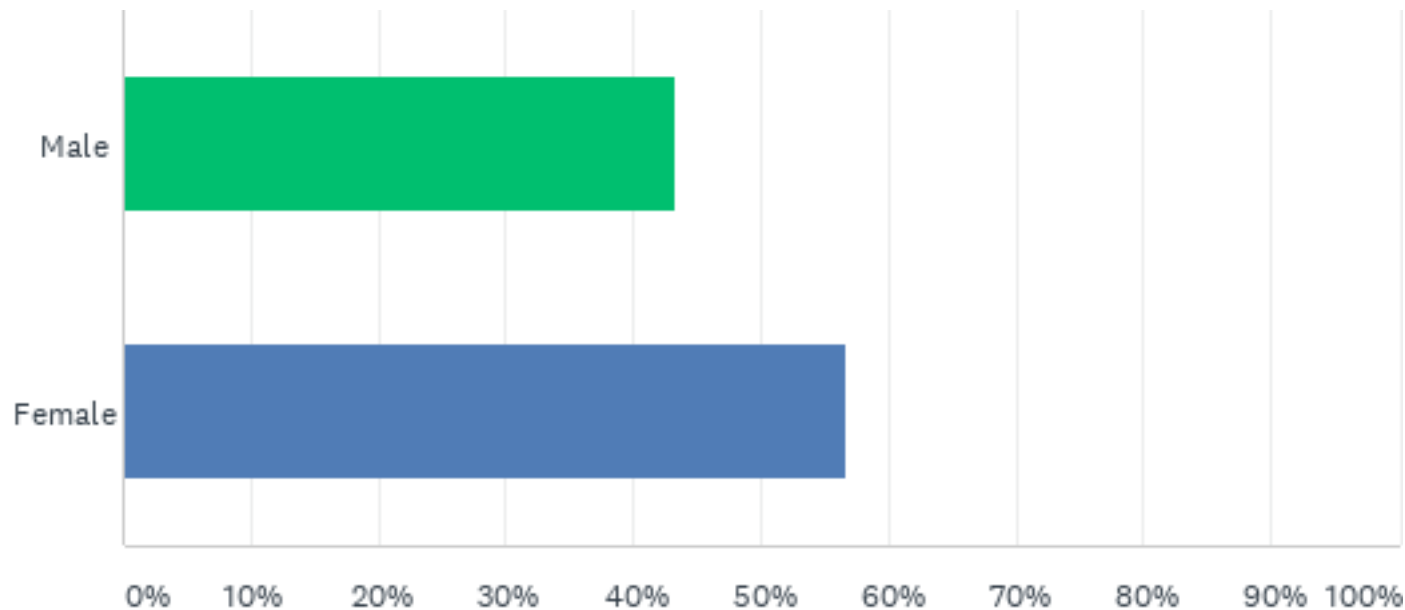
Answered: 517 Skipped: 92

	1 = STRONG INTEREST	2 = SOME INTEREST	3 = NO INTEREST	TOTAL	WEIGHTED AVERAGE
Community events, local festivals	50.20% 248	42.51% 210	7.29% 36	494	1.57
Volunteering	26.80% 130	60.82% 295	12.37% 60	485	1.86
The arts	27.62% 129	50.75% 237	21.63% 101	467	1.94
Lectures / talks	15.03% 72	58.87% 282	26.10% 125	479	2.11
Educational	25.00% 117	60.68% 284	14.32% 67	468	1.89
Outdoor	54.15% 261	38.59% 186	7.26% 35	482	1.53
Sports	26.36% 121	33.33% 153	40.31% 185	459	2.14
Historical	21.11% 99	54.58% 256	24.31% 114	469	2.03
Exercise	33.33% 158	45.78% 217	20.89% 99	474	1.88
Performing arts	24.84% 118	52.63% 250	22.53% 107	475	1.98



## Q20: Are you male or female?

Answered: 534 Skipped: 75



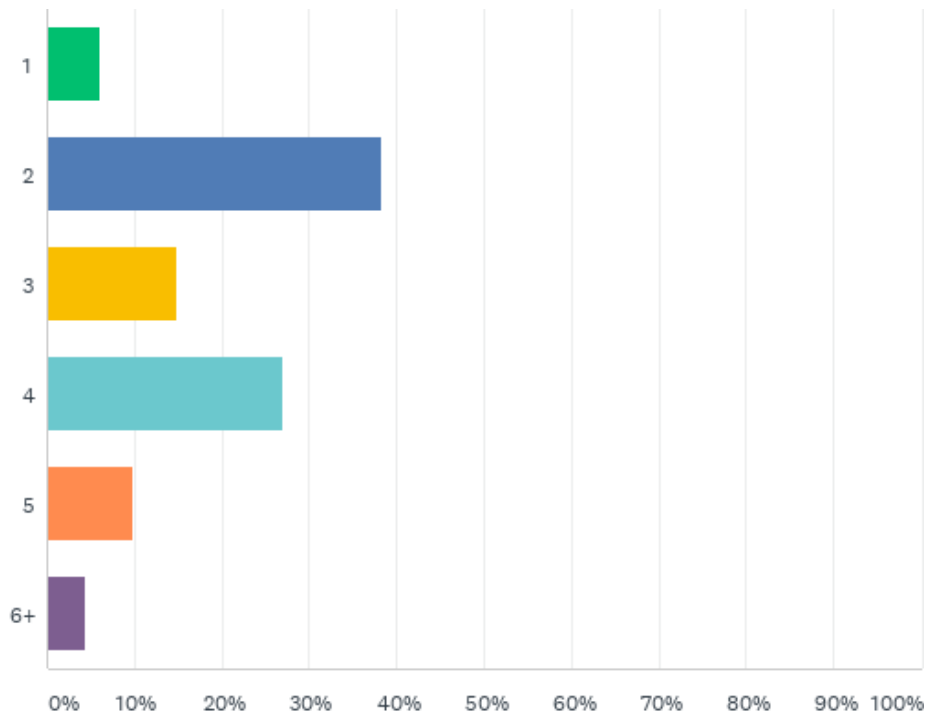
# Q20: Are you male or female?

Answered: 534    Skipped: 75

ANSWER CHOICES	RESPONSES	
Male	43.26%	231
Female	56.74%	303
TOTAL		534

## Q21: How many people are in your household?

Answered: 534 Skipped: 75



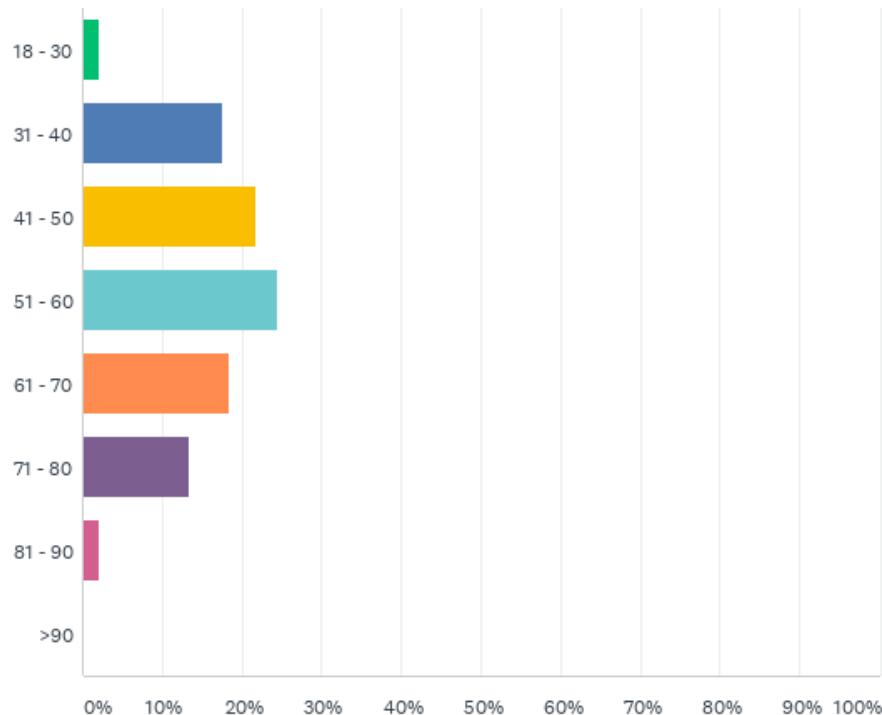
# Q21: How many people are in your household?

Answered: 534    Skipped: 75

ANSWER CHOICES	RESPONSES	
1	5.99%	32
2	38.20%	204
3	14.79%	79
4	26.97%	144
5	9.74%	52
6+	4.31%	23
TOTAL		534

# Q22: Please indicate your age:

Answered: 533    Skipped: 76



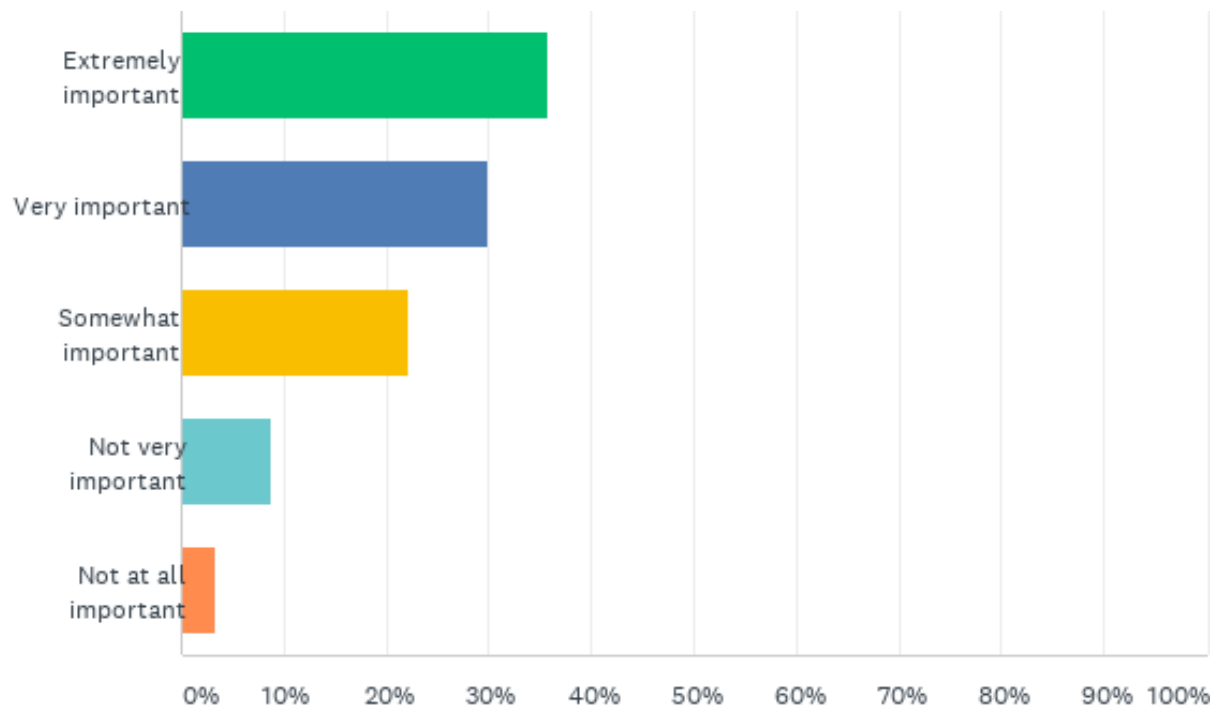
# Q22: Please indicate your age:

Answered: 533    Skipped: 76

ANSWER CHOICES	RESPONSES	
18 - 30	2.06%	11
31 - 40	17.64%	94
41 - 50	21.76%	116
51 - 60	24.58%	131
61 - 70	18.39%	98
71 - 80	13.32%	71
81 - 90	2.06%	11
>90	0.19%	1
TOTAL		533

## Q23: How important is it for you to remain in your home as you age?

Answered: 532 Skipped: 77



# Q23: How important is it for you to remain in your home as you age?

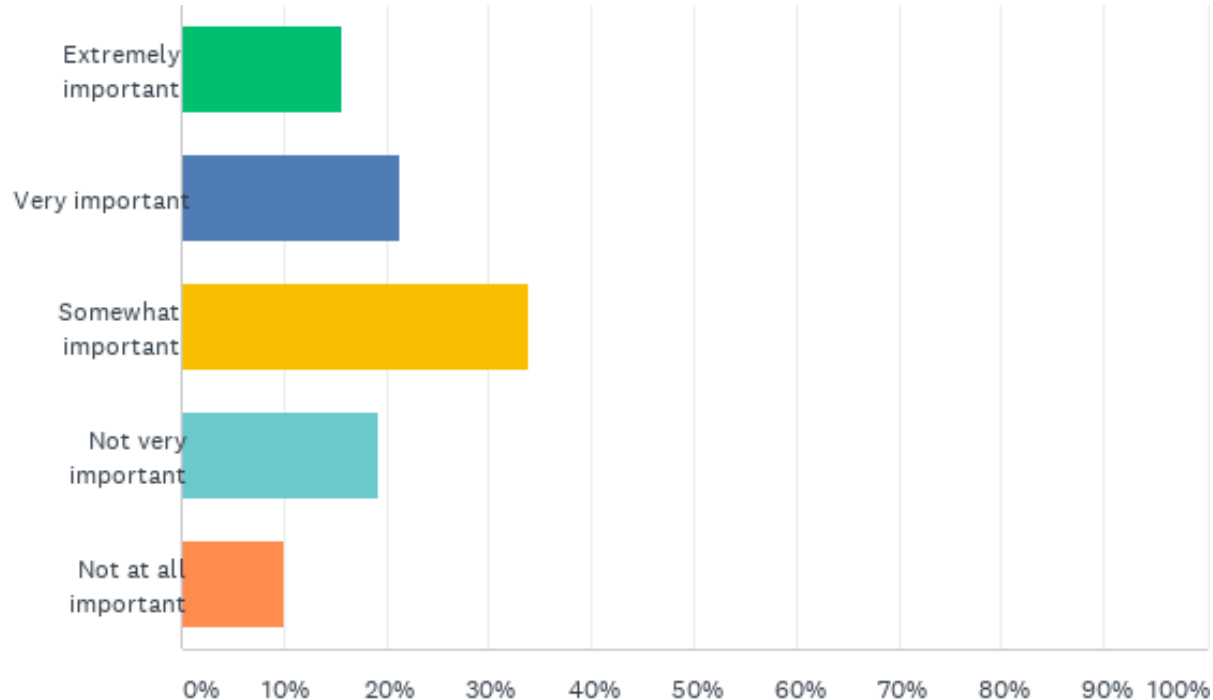
Answered: 532    Skipped: 77

ANSWER CHOICES	RESPONSES	
Extremely important	35.71%	190
Very important	29.89%	159
Somewhat important	22.18%	118
Not very important	8.83%	47
Not at all important	3.38%	18
TOTAL		532



## Q24: How important is it for you to remain in Bolton as you age?

Answered: 532 Skipped: 77



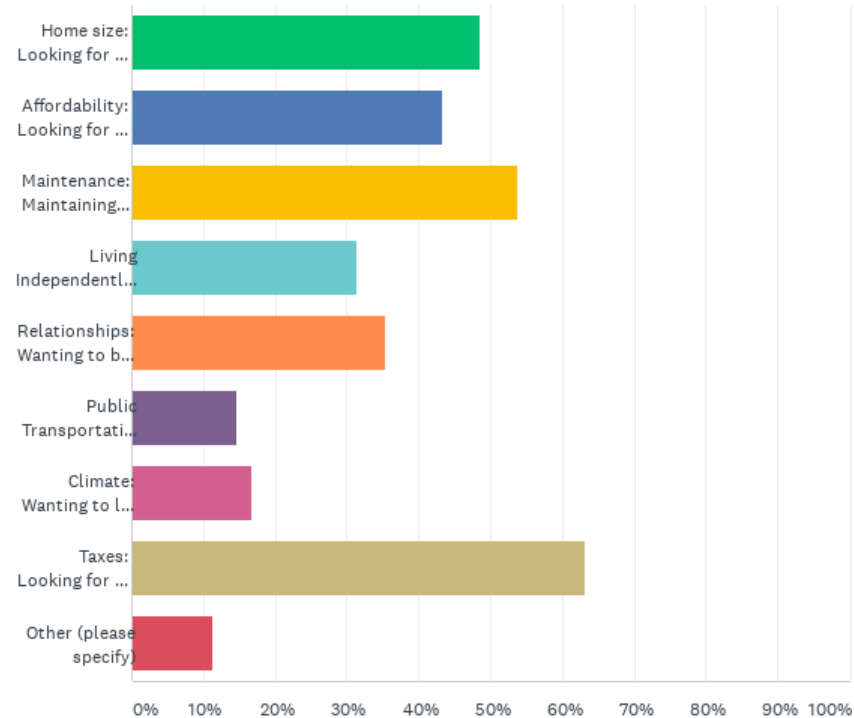
# Q24: How important is it for you to remain in Bolton as you age?

Answered: 532    Skipped: 77

ANSWER CHOICES	RESPONSES	
Extremely important	15.79%	84
Very important	21.24%	113
Somewhat important	33.83%	180
Not very important	19.17%	102
Not at all important	9.96%	53
TOTAL		532

# Q25: What factors would influence your decision to leave your home when you retire?

Answered: 530 Skipped: 79



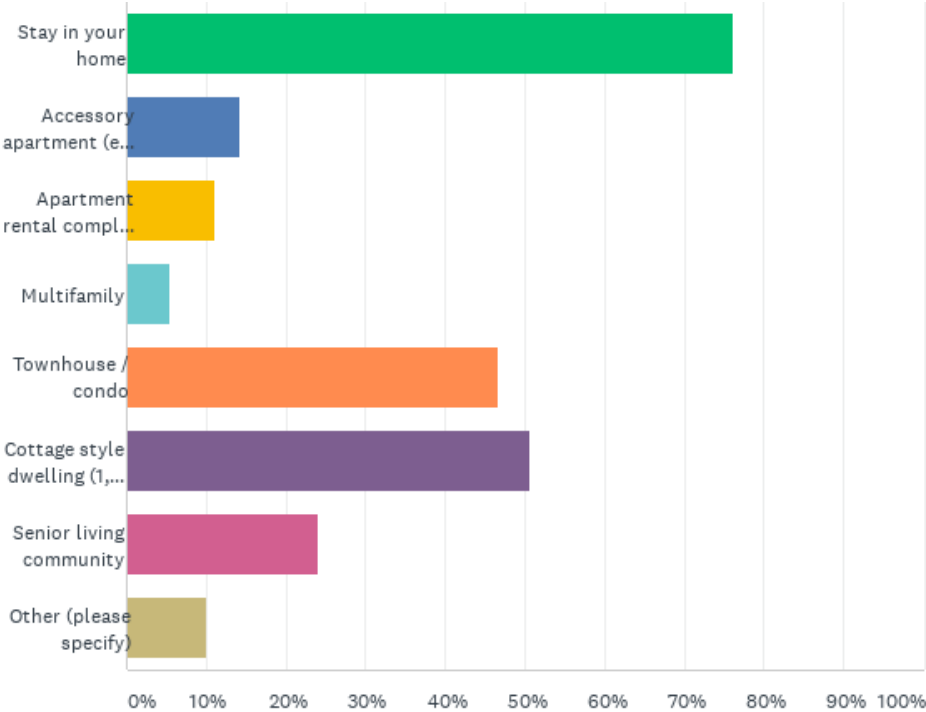
## Q25: What factors would influence your decision to leave your home when you retire?

Answered: 530   Skipped: 79

ANSWER CHOICES	RESPONSES	
Home size: Looking for a different home size that meets your needs	48.49%	257
Affordability: Looking for a more affordable home	43.21%	229
Maintenance: Maintaining your current home is too expensive and / or too much work	53.77%	285
Living Independently: Looking for a home that will help you live independently	31.32%	166
Relationships: Wanting to be closer to family and friends	35.28%	187
Public Transportation: Needing more access to public transportation	14.72%	78
Climate: Wanting to live in a different climate	16.79%	89
Taxes: Looking for a community with a lower tax rate	63.21%	335
Other (please specify)	11.32%	60
Total Respondents: 530		

# Q26: What type of housing would you consider in retirement?

Answered: 531    Skipped: 78



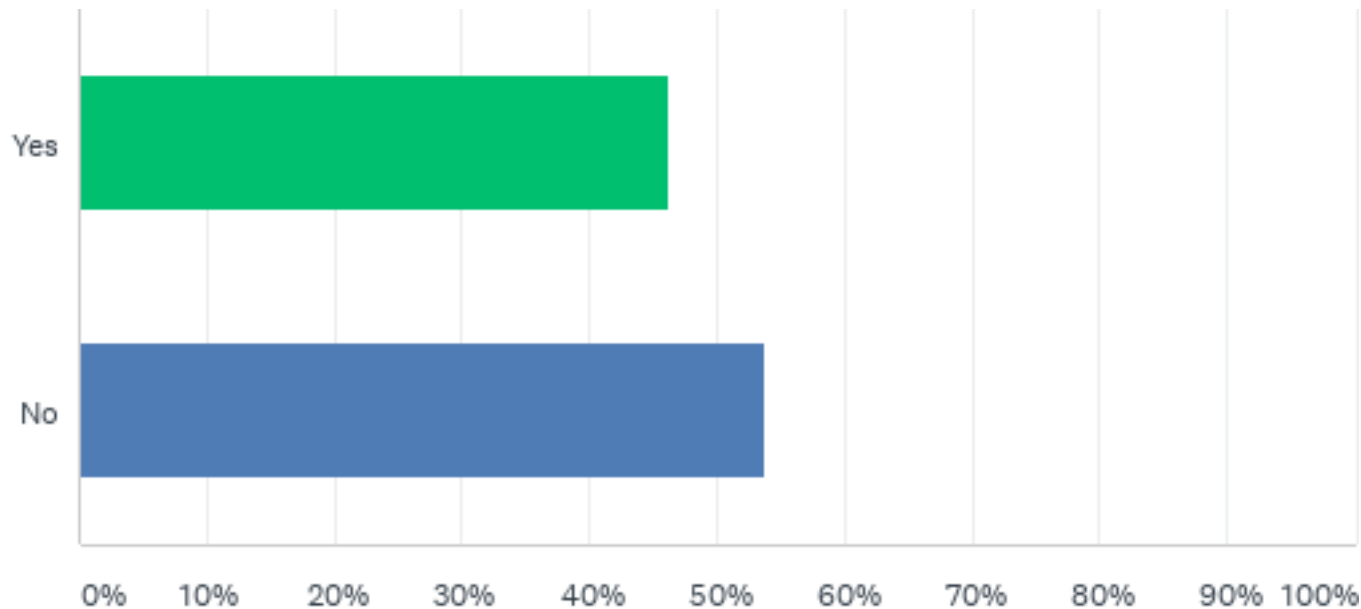
# Q26: What type of housing would you consider in retirement?

Answered: 531    Skipped: 78

ANSWER CHOICES	RESPONSES	
Stay in your home	76.08%	404
Accessory apartment (e.g. in-law)	14.12%	75
Apartment rental complex (one or two bedroom)	11.11%	59
Multifamily	5.46%	29
Townhouse / condo	46.70%	248
Cottage style dwelling (1,200 SF or less)	50.66%	269
Senior living community	24.11%	128
Other (please specify)	9.98%	53
Total Respondents: 531		

## Q28: Would you be more likely to participate in the Town Meeting if it occurred on a Saturday?

Answered: 515 Skipped: 94



# Q28: Would you be more likely to participate in the Town Meeting if it occurred on a Saturday?

Answered: 515    Skipped: 94

ANSWER CHOICES	RESPONSES	
Yes	46.21%	238
No	53.79%	277
TOTAL		515